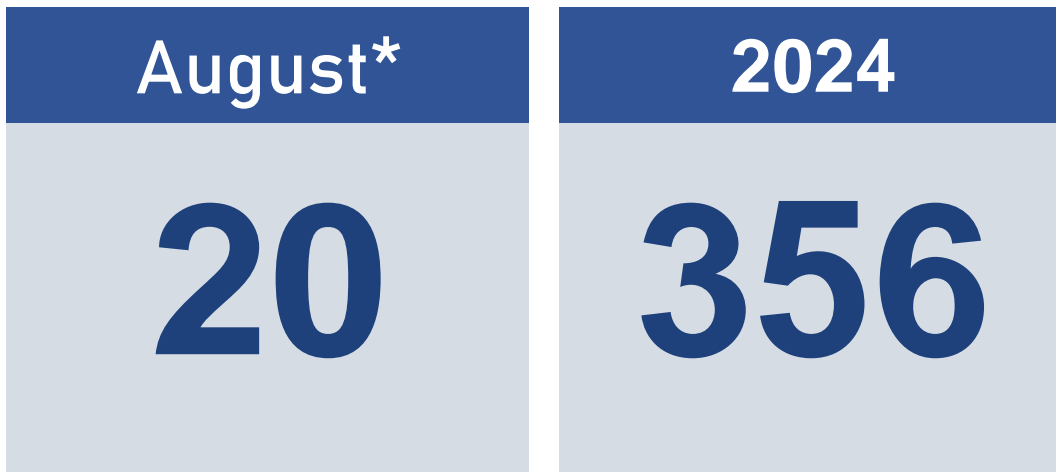


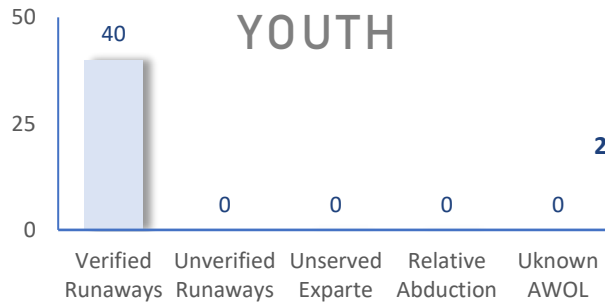
The following statistics show the status and demographics of absent Kansas foster youth and track DCF's successful recovery efforts.

RECOVERED YOUTH

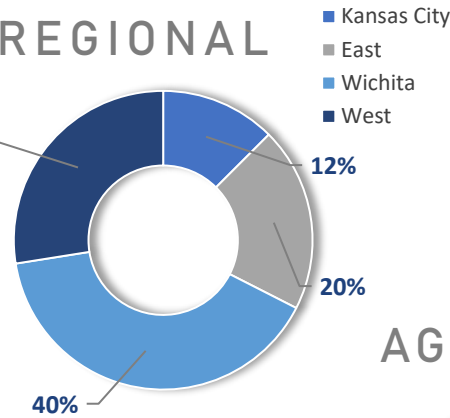


*A youth may be recovered more than once per month.

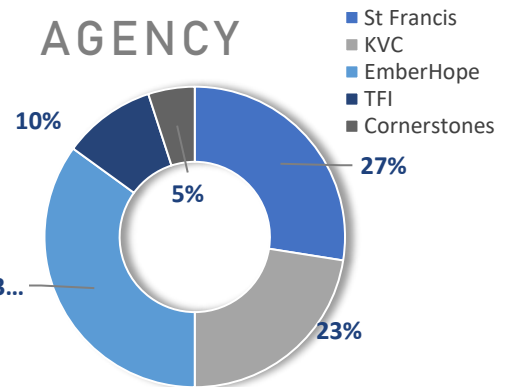
CURRENT AWOL YOUTH



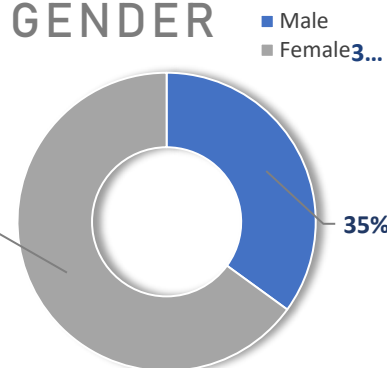
REGIONAL



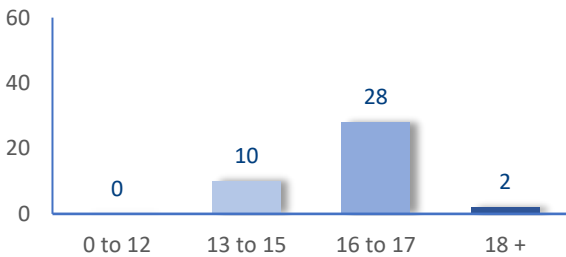
AGENCY



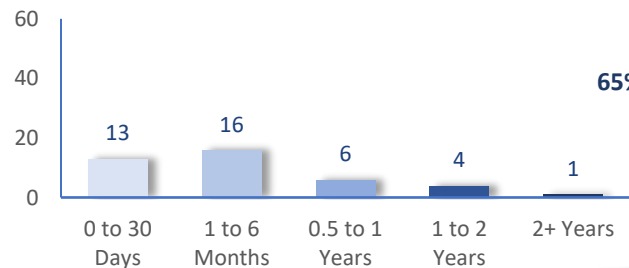
GENDER



AGE



TIME



DAILY AWOL YOUTH

2024

| May | | June | | July | | August | |
|------|--------|------|--------|------|--------|--------|--------|
| DATE | # AWOL | DATE | # AWOL | DATE | # AWOL | DATE | # AWOL |
| 1 | 65 | 3 | 62 | 2 | 54 | 1 | 44 |
| 2 | 65 | 4 | 60 | 3 | 54 | 2 | 42 |
| 3 | 64 | 5 | 60 | 5 | 50 | 5 | 38 |
| 6 | 61 | 6 | 61 | 8 | 50 | 6 | 37 |
| 7 | 61 | 7 | 61 | 9 | 46 | 7 | 43 |
| 8 | 63 | 10 | 65 | 10 | 42 | 8 | 45 |
| 9 | 65 | 11 | 67 | 11 | 42 | 9 | 44 |
| 10 | 67 | 12 | 65 | 12 | 44 | 12 | 40 |
| 13 | 71 | 13 | 62 | 15 | 45 | 13 | |
| 14 | 71 | 14 | 59 | 16 | 45 | 14 | |
| 15 | 71 | 17 | 59 | 17 | 50 | 15 | |
| 16 | 76 | 18 | 59 | 18 | 48 | 16 | |
| 17 | 72 | 20 | 58 | 19 | 43 | 19 | |
| 20 | 70 | 21 | 51 | 22 | 43 | 20 | |
| 21 | 68 | 24 | 52 | 23 | 43 | 21 | |
| 22 | 67 | 25 | 52 | 24 | 45 | 22 | |
| 23 | 70 | 26 | 53 | 25 | 45 | 23 | |
| 24 | 68 | 27 | 52 | 26 | 44 | 26 | |
| 28 | 65 | 28 | 52 | 29 | 46 | 27 | |
| 29 | 65 | | | 30 | 47 | 28 | |
| 30 | 67 | | | 31 | 45 | 29 | |
| 31 | 64 | | | | | 30 | |